

VINCENT SHEPPARD



LENTO COLLECTION

PRODUCT DATA SHEET

LENTO COLLECTION



LENTO LOUNGE CHAIR



LENTO LOUNGE SOFA 2.5S



LENTO LOUNGE SOFA 3S



LENTO COFFEE TABLE 68



LENTO COFFEE TABLE 90




LENTO SIDE TABLE 45

LENTO COLLECTION



LENTO MODULAR CORNER RIGHT



LENTO MODULAR CORNER LEFT



LENTO MODULAR CHAISE LONGUE LEFT



LENTO MODULAR CHAISE LONGUE RIGHT



LENTO MODULAR OTTOMAN



LENTO MODULAR CONNECTING SIDE TABLE

LENTO

frame	teak
frame finish	untreated teak
rope	polypropylene
rope color	anthracite
top	ceramic
top color	portland
glides	nylon
modular	connectors included in packaging

CUSHION

foam	lounge: 12 cm quick dry foam modular pieces: 12 cm quick dry foam
removable	yes
fabrics	see fabric data sheet for more info

COLOURS



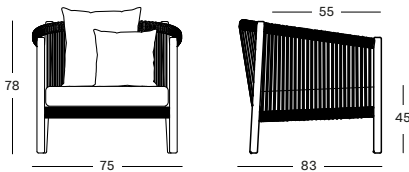
PROTECTIVE COVERS

We recommend using protective covers only on **dry** furniture.

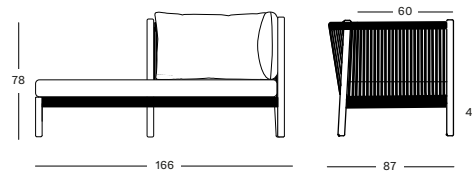
lounge chair	PC002
lounge sofa 2.5S	PC003

DIMENSIONS

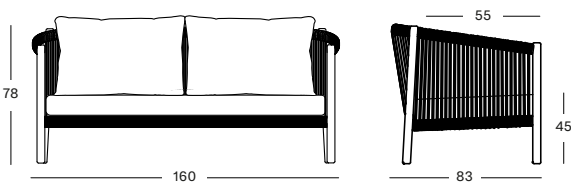
LOUNGE CHAIR



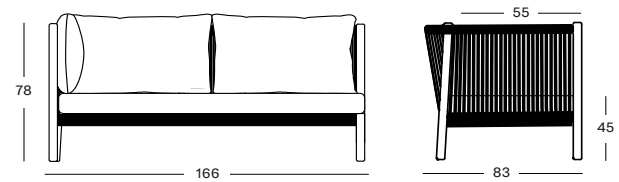
MODULAR CHAISE LONGUE



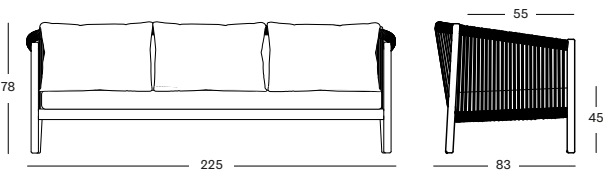
LOUNGE SOFA 2,5S



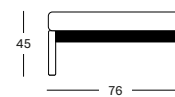
MODULAR CORNER



LOUNGE SOFA 3S



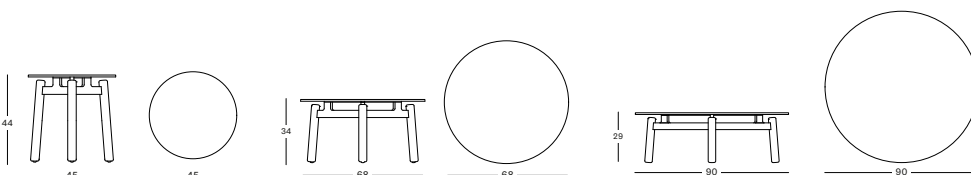
MODULAR OTTOMAN



MODULAR CONNECTING SIDE TABLE



COFFEE & SIDE TABLES



IN THIS COLLECTION

LENTO	ITEM CODE	FINISH	PACKAGE DIMENSION (cm/inch)		CBM (m³/ft³)	
lounge chair	GC139W002S026	anthracite	81 x 81 x 81	32 x 32 x 32	0.53	19
lounge sofa 2.5S	GC137W002S026	anthracite	162 x 81 x 84	64 x 32 x 32	1.10	39
lounge sofa 3S	GC138W002S026	anthracite	224 x 81 x 81	88 x 32 x 32	1.52	54
side table dia 45	GT116K003	untreated teak/ portland	47 x 47 x 46	19 x 19 x 18	0.10	3.6
coffee table dia 68	GT118K003	untreated teak/ portland	70 x 70 x 36	28 x 28 x 14	0.18	6.25
coffee table dia 90	GT117K003	untreated teak/ portland	92 x 92 x 31	36 x 36 x 12	0.26	9.3
modular corner left	GC140W002S026	anthracite	86.5 x 167 x 81	34 x 66 x 32	1.17	41.35
modular corner right	GC141W002S026	anthracite	86.5 x 167 x 81	34 x 66 x 32	1.17	41.35
modular chaise longue left	GC140W002S026	anthracite	86.5 x 167 x 81	34 x 66 x 32	1.17	41.35
modular chaise longue right	GC141W002S026	anthracite	86.5 x 167 x 81	34 x 66 x 32	1.17	41.35
modular footrest	GC144W002S026	anthracite	76 x 76 x 50	30 x 30 x 20	0.29	10.20
modular connecting side table	GT119S026	anthracite/ portland	71 x 39 x 12	28 x 15 x 5	0.03	1.2

MAINTENANCE AND CARE

TEAK

Daily care

Use a moist towel or sponge with a mild solution of water and natural, non-aggressive soap.

Stubborn stains

If your furniture is stained, consider one of the following options:

- **Grease spots have appeared on the furniture**

This is a natural feature of the wood and grease spots should gradually disappear after being exposed to sunlight. However, should you wish to remove these blemishes, we recommend using a degreasing agent and gentle scrubbing with a brush. Rinse off with clean water.

- **The furniture has developed mildew spots or black blemishes**

This is usually the result of rainwater or sometimes sap dripping from the leaves of trees onto the wood leaving dark marks and spots. Ideally, we recommend the furniture is not placed under trees. However, these marks can be removed by lightly sanding with fine sandpaper.

- **You spilled wine or something else leaving persistent stains**

For wine and other stains, we recommend using a weak solution of bleach and water combined with a dishwashing agent to wipe the area clean.

ALUMINIUM

Aluminium has a self-protective layer, which prevents corrosion and makes this material very suitable for outdoor applications.

On top of that, it is super easy to maintain. A quick wash with a non-foaming mild detergent every now and then is all it needs!

CERAMIC

If you're looking for a material which requires little to no maintenance, yet offers maximum resistance, you would do well to involve ceramic. The material preserves the natural look of stone and offers top of the chart convenience. Cleaning the table with water and mild soap will do the trick!

POLYPROPYLENE ROPE

Another material used for our all-weather furniture, is rope. Our rope is made of polypropylene fibres or acrylic. Just like our other synthetic materials, the rope is designed to withstand any weather condition and can be left outside all year long.

For maintaining your rope furniture, we recommend using a fabric and upholstery protector to give optimal stain resistance.

To clean spots on the rope, we suggest applying a mist of soapy water with a spray bottle and then work the solution into the rope with a soft cloth by patting or rubbing lightly. Rinse the solution thoroughly and then blot excess moisture from the rope using a soft cloth and allow air-drying.

Never use a high-pressure hose on acrylic rope.