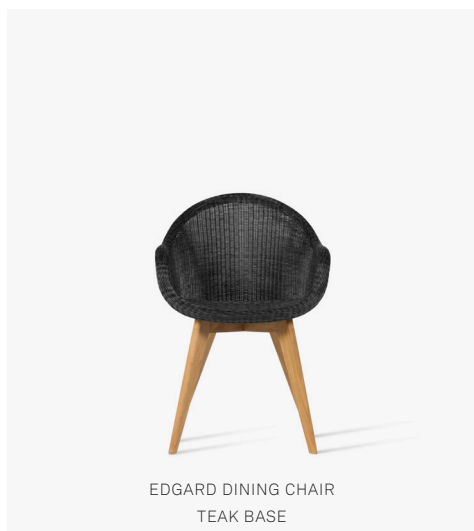


VINCENT SHEPPARD

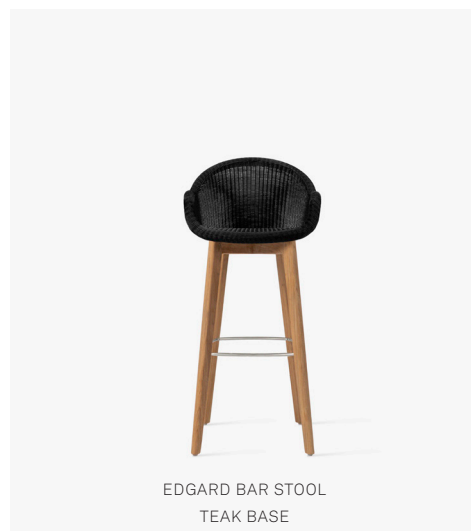


EDGARD COLLECTION

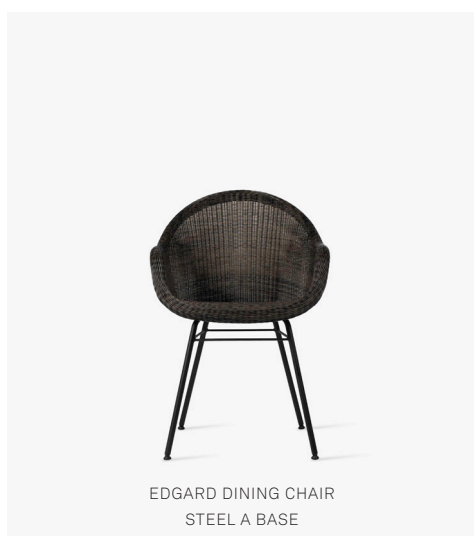
PRODUCT DATA SHEET



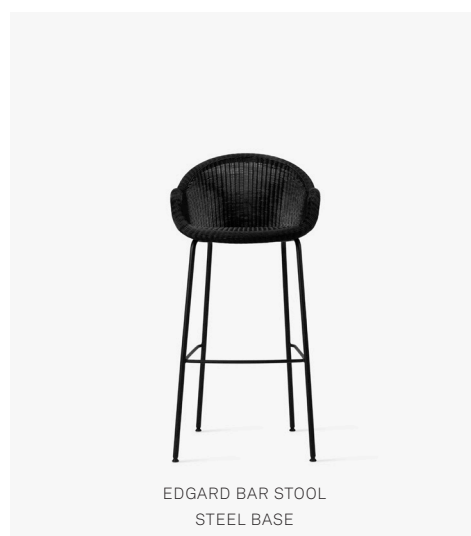
EDGARD DINING CHAIR
TEAK BASE



EDGARD BAR STOOL
TEAK BASE



EDGARD DINING CHAIR
STEEL A BASE



EDGARD BAR STOOL
STEEL BASE


EDGARD

frame	steel or teak	
frame finish	powder coated steel or untreated teak	
seat	synthetic wicker	
seat colours	old lace, mocca, black	
glides	teak base	white nylon
	steel a base	black nylon

CUSHION

foam	dining chair	2 cm polyether foam
	bar stool	available upon request
removable	yes	
fabrics	see fabric data sheet for more info	

FRAME FINISH



UNTREATED TEAK BLACK STEEL

SEAT COLOURS



OLD LACE WICKER MOCCA WICKER BLACK WICKER

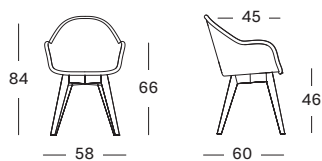
PROTECTIVE COVERS

We recommend using protective covers only on **dry teak furniture**.

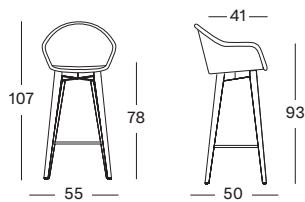
dining chair	PC001
bar stool	PC020

DIMENSIONS

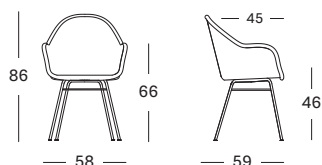
DINING CHAIR TEAK BASE



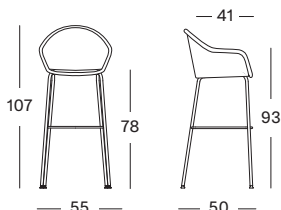
BAR STOOL TEAK BASE



DINING CHAIR STEEL A BASE



BAR STOOL STEEL A BASE



VARIANTS

DINING CHAIR	ITEM CODE	FINISH	PACKAGE DIMENSION (cm/inch)		CBM (m ³ /ft ³)	WEIGHT (kg/lb)
teak base	GD083W002S001	mocca				
teak base	GD083W002S007	old lace				
teak base	GD083W002S023	black				
steel a base	GD083W002S001	mocca	61 x 90 x 65	24 x 35.5 x 25.6	0,36 12,7	12,5 27,56
steel a base	GD083W002S007	old lace				
steel a base	GD083W002S023	black				
BAR STOOL	ITEM CODE	FINISH	PACKAGE DIMENSION (cm/inch)		CBM (m ³ /ft ³)	WEIGHT (kg/lb)
teak base	GP091W002S001	mocca				
teak base	GP091W002S007	old lace				
teak base	GP091W002S023	black				
steel a base	GP090W002S001	mocca	51 x 118 x 55	20 x 46.5 x 21.7	0,33 11,7	12,5 27,56
steel a base	GP090W002S007	old lace				
steel a base	GP090W002S023	black				

MAINTENANCE AND CARE

TEAK

Daily care

Use a moist towel or sponge with a mild solution of water and natural, non-aggressive soap.

Stubborn stains

If your furniture is stained, consider one of the following options:

- **Grease spots have appeared on the furniture**

This is a natural feature of the wood and grease spots should gradually disappear after being exposed to sunlight. However, should you wish to remove these blemishes, we recommend using a degreasing agent and gentle scrubbing with a brush. Rinse off with clean water.

- **The furniture has developed mildew spots or black blemishes**

This is usually the result of rainwater or sometimes sap dripping from the leaves of trees onto the wood leaving dark marks and spots. Ideally, we recommend the furniture is not placed under trees. However, these marks can be removed by lightly sanding with fine sandpaper.

- **You spilled wine or something else leaving persistent stains**

For wine and other stains, we recommend using a weak solution of bleach and water combined with a dishwashing agent to wipe the area clean.

SYNTHETIC WEAVE

For our all-weather outdoor collection, we use multiple synthetic materials, including polyethylene, polypropylene, HDPE wicker and HPL.

All our synthetic materials are specifically designed to withstand any weather conditions, are UV-resistant, and can be left outside all year long.

We recommend giving them a quick wash when dirty or every three months with a non-foaming mild detergent.

STEEL

For the outdoor pieces, the steel is always epoxy coated and powder coated to make sure it is protected from all-weather influences.

Clean your armour with a moist towel and some natural soap!